

Pirate's Log

Harrisville Central School

14371 Pirate Lane
ATTN: Mrs. Kramer, Yearbook Advisor

Harrisville, NY 13648
(315)543-2920

Straight from the heart and into the yearbook! Our staff is now offering the opportunity to "personalize" the yearbook in a very special way with a recognition ad. Space is available to tell your student how proud you are! Regardless of the occasion, your ad provides a great way to recognize a student or event in a special and unique way. To reserve your space, follow these guidelines:

Prices/sizes:

Process color ads are available in the following sizes for the prices shown.

- 1/6 page: \$20.00 (Text only, no pictures.)
- 1/8 page: \$35.00
- 1/4 page: \$55.00
- 1/2 page: \$105.00

Step-by-step instructions

1. Select ad size.
2. Select a standard ad design.
3. Complete the Order Form provided.
4. Provide photos for each space in the ad. Note tips for photo submission on this sheet.
5. Write text for the ad on the Order Form or attach it on a separate sheet.
6. Provide payment.
7. Deliver or mail all of the materials to yearbook staff by the deadline below.

Photo submission guidelines

- Do not cut, glue or tape photos.
- Care will be taken to return photos; however, copy prints should be submitted for irreplaceable photos. The school, yearbook staff or the yearbook company do not accept responsibility for lost or damaged photos.
- Select vertical (tall) photos for vertical spaces and horizontal (wide) photos for horizontal spaces.
- Photos will be enlarged or reduced to fit the layout.
- Writing lightly in pencil, put your name, address and phone number on the back of each photo.
- Again, lightly in pencil, number the back of photos to match the numbers on the design you selected.
- Photos will be returned when the yearbooks arrive.

Special considerations

- The yearbook staff reserves the right to reject photos or text or ask the customer to make changes to conform to the staff's standards

AD AND PAYMENT DEADLINE: Friday, December 2, 2011



Harrisville Pirate's Log

Recognition Ad Order Form

To reserve yearbook space please respond by 12/2/2011 by providing the following:

- | | |
|---|---|
| <ul style="list-style-type: none"> • This Order Form completed • Ad Photo(s) • Ad Text • Check payable to:
Harrisville Pirate's Log | <ul style="list-style-type: none"> • Mail or deliver to:
14371 Pirate Lane
Harrisville, NY 13648
Attn: Mrs. Kramer |
|---|---|

Customer data

Student's Name _____

Parent/Purchaser's Name _____

Address/City/State/Zip _____

Your Signature _____

Daytime Phone _____

Evening Phone _____

Advertising Data (All ads printed in color)

Check the ad size requested:

- | | | |
|-----------|-------|---------------|
| 1/16 page | _____ | (4" x 1 1/4") |
| 1/8 page | _____ | (4" x 2 1/2") |
| 1/4 page | _____ | (4" x 5") |
| 1/2 page | _____ | (8" x 5") |

Is this ad a surprise for the student:

_____ Yes _____ No

Provide the following design information:

Design # _____

Clip art # _____

Number of photos provided: _____

Neatly print ad text below (you may submit on another sheet of paper):

Payment

- _____ Total amount paid
- _____ Check included
- _____ Cash included [do not mail cash]
- _____ Money order included

Yearbook

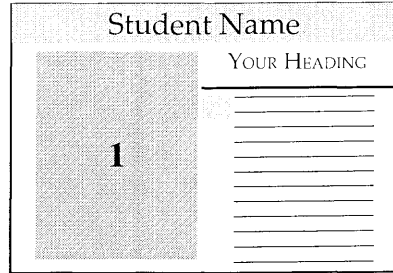
Available at \$32.33

_____ Yes, I would like my personal copy of the yearbook. I have added the cost of the yearbook to my payment.




1/8 Page Ads

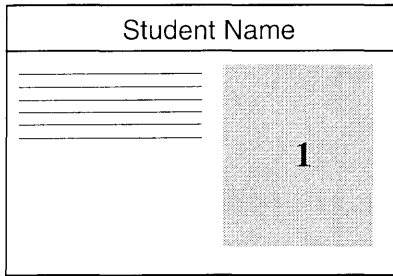
Refer to the number below each design to identify which layout you wish to use for your student's ad. Ads shown smaller than actual size.



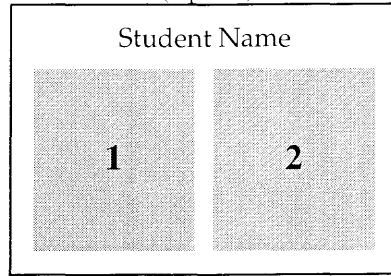
Layout Design #1/8 A
(1 photo)



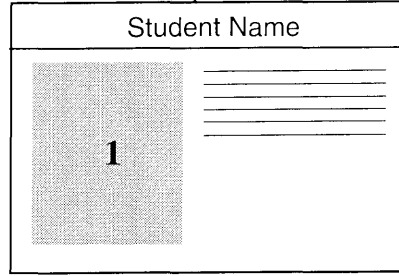
Layout Design #1/8 B
(1 photo)




Layout Design #1/8 C
(1 photo)




Layout Design #1/8 D
(2 photos)



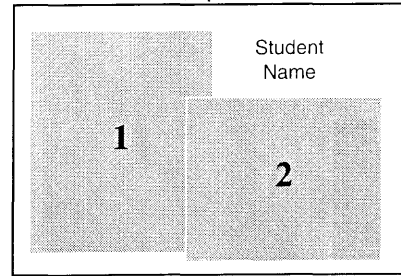
Layout Design #1/8 E
(1 photo)



Layout Design #1/8 F
(1 photo)




Layout Design #1/8 G
(1 photo)




Layout Design #1/8 H
(2 photos)

1/4 Page Ads


Refer to the number below each design to identify which layout you wish to use for your student's ad. Ads shown smaller than actual size.




Layout Design #1/4 A
(1 photo)




Layout Design #1/4 B
(1 photo)




Layout Design #1/4 C
(1 photo)




Layout Design #1/4 D
(2 photos)



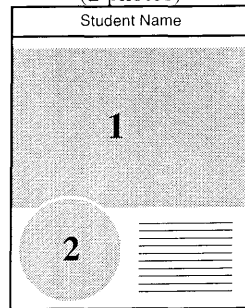
Layout Design #1/4 E
(2 photos)




Layout Design #1/4 F
(2 photos)




Layout Design #1/4 G
(2 photos)




Layout Design #1/4 H
(2 photos)



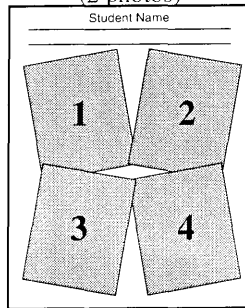
Layout Design #1/4 I
(1 photo)




Layout Design #1/4 J
(3 photos)




Layout Design #1/4 K
(2 photos)




Layout Design #1/4 L
(4 photos)




Layout Design #1/4 M
(3 photos)



Layout Design #1/4 N
(2 photos)



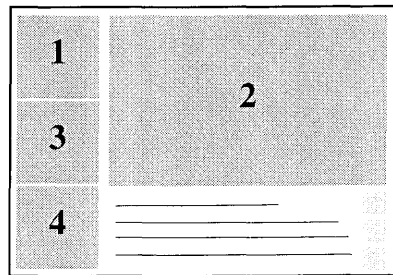
Layout Design #1/4 O
(4 photos)



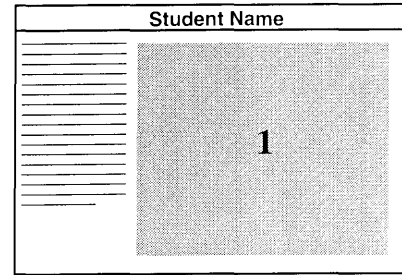
Layout Design #1/4 P
(3 photos)

1/2 Page Ads


Refer to the number below each design to identify which layout you wish to use for your student's ad. Ads shown smaller than actual size.



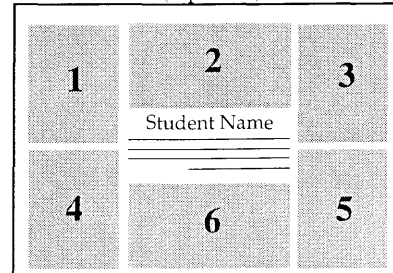
Layout Design #1/2 A
(4 photos)



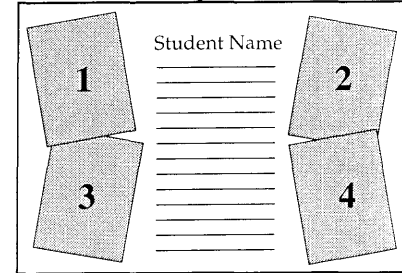
Layout Design #1/2 B
(1 photo)



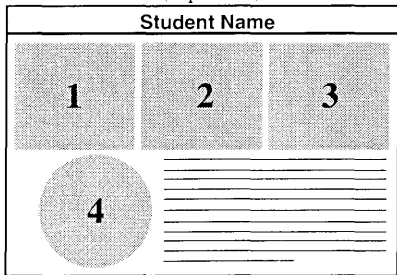
Layout Design #1/2 C
(5 photos)



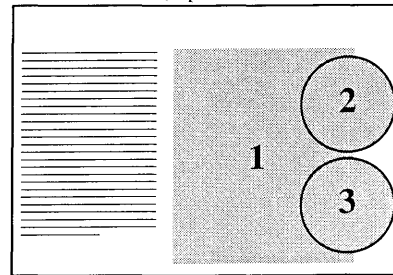
Layout Design #1/2 D
(6 photos)



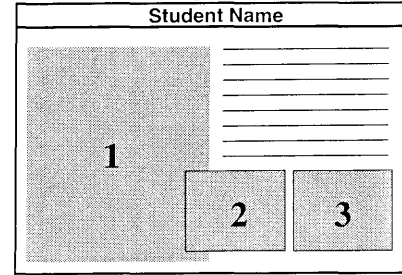
Layout Design #1/2 E
(4 photos)




Layout Design #1/2 F
(4 photos)




Layout Design #1/2 G
(3 photos)




Layout Design #1/2 H
(3 photos)




Layout Design #1/2 I
(1 photo)



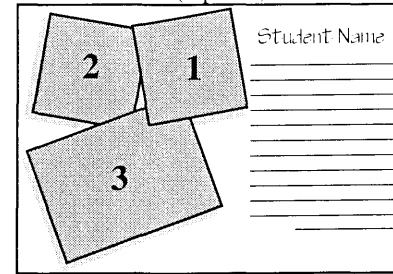
Layout Design #1/2 J
(1 photo)




Layout Design #1/2 K
(1 photo)



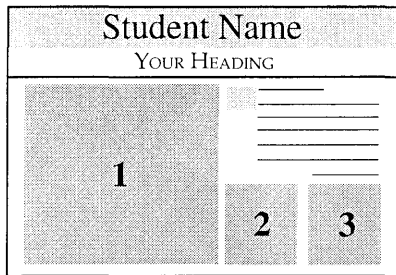
Layout Design #1/2 L
(2 photos)




Layout Design #1/2 M
(3 photos)




Layout Design #1/2 N
(4 photos)




Layout Design #1/2 O
(3 photos)




Layout Design #1/2 P
(4 photos)




Layout Design #1/2 Q
(5 photos)



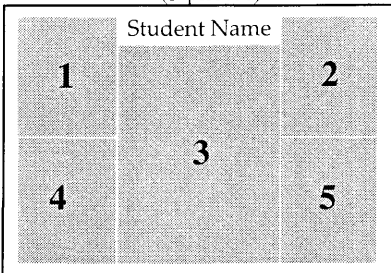
Layout Design #1/2 R
(5 photos)



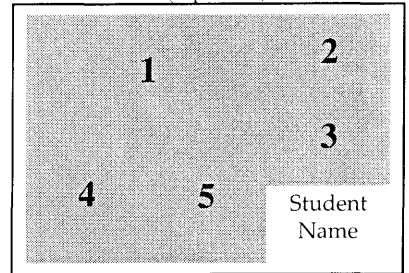
Layout Design #1/2 S
(5 photos)




Layout Design #1/2 T
(5 photos)



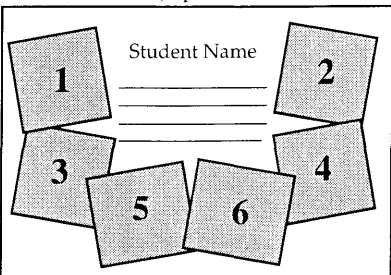
Layout Design #1/2 U
(5 photos)



Layout Design #1/2 V
(5 photos)



Layout Design #1/2 W
(6 photos)



Layout Design #1/2 X
(6 photos)

1/2 Page Ads

Refer to the number below each design to identify which layout you wish to use for your student's ad. Ads shown smaller than actual size.